

Examining Health Disparities Among Sexual Minorities: The Case of Stigma Among Latinos



Jesus Ramirez-Valles, Professor
School of Public Health, University of Illinois at Chicago

NIH SUMMIT: THE SCIENCE OF
ELIMINATING HEALTH DISPARITIES





Health Disparities Framework

What is health disparities?

Ethnic (Racial) Minorities

Sexual Minorities, GLBTQ

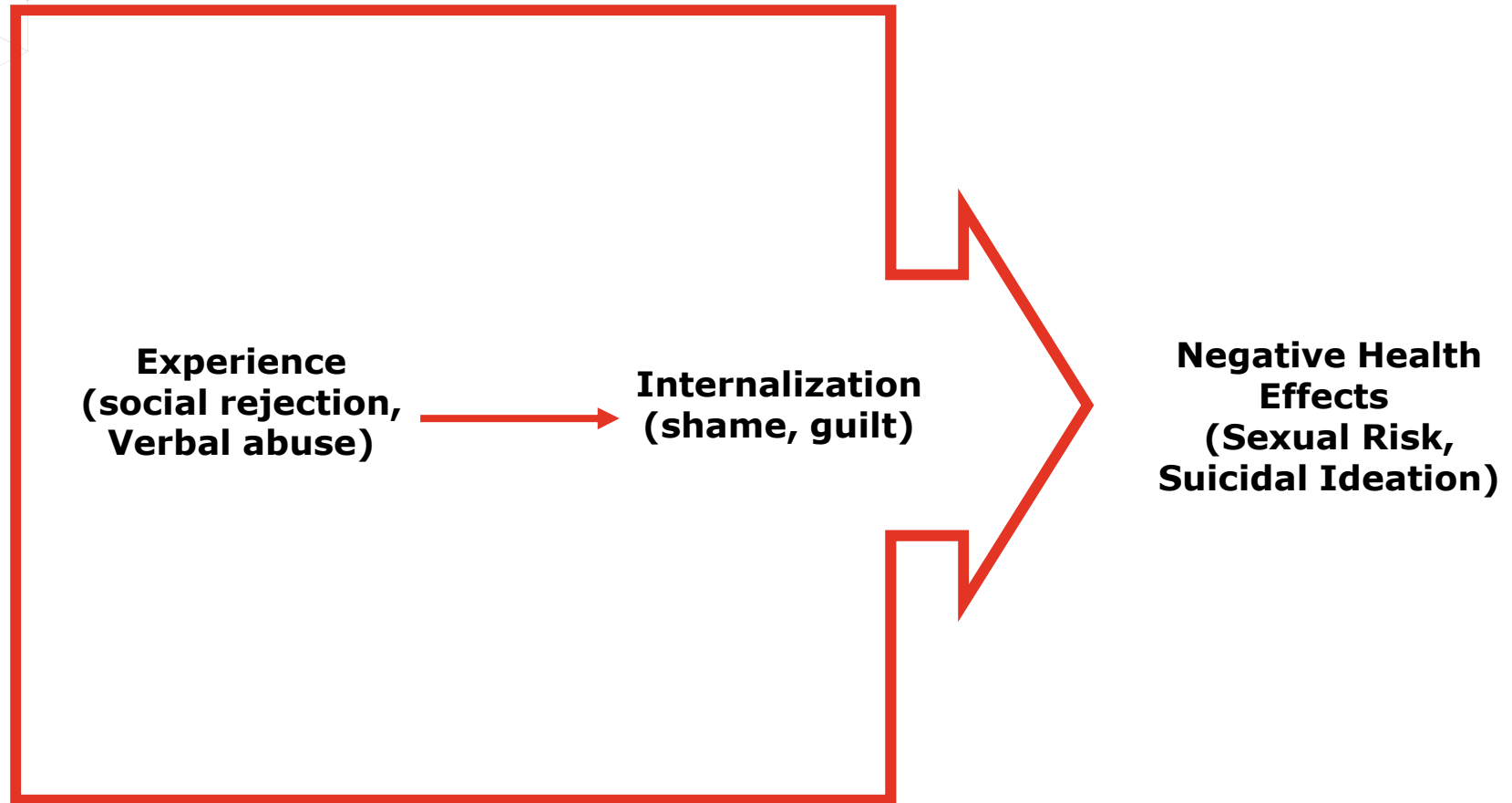
Social Psychological Approaches

Racial Stigma

Stigma towards GLBTQ



The Mechanism of Stigma and Health



*Fife B.L. & Wright, E.R. 2000.



Prevalance Estimates for Alcohol and Substance Use Among Latino Gay and Bisexual Men and Transgender Persons by City.

	Chicago (n=320)		San Francisco (n=323)	
	Prevalence	95% CI	Prevalence	95% CI
Heavy alcohol use, past 6 mo.	0.368	.309-.432	0.154	.116-.192
Substance use, past 6 mo.				
Speed	0.093	.056-.138	0.192	.144-.241
Cocaine	0.193	.141-.240	0.090	.064-.135
Crack	0.087	.048-.124	0.100	.062-.142
Marijuana	0.269	.212-.329	0.330	.267-.393
Poppers	0.176	.127-.225	0.167	.123-.209
Ecstasy	0.045	.021-.072	0.085	.056-.118
GHB	0.030	.009-.058	0.044	.022-.069
Special K	0.025	.006-.049	0.040	.017-.164
Heroin	0.059	.030-.094	0.036	.016-.159
Tranquilizers	0.075	.041-.112	0.167	.121-.216

Heavy alcohol use refers to 6 or more drinks per occasion.

Substance use refers to any use, from “once a month” to “at least once a day.”



Prevalance Estimates for Sexual Risk Behavior Among Latino Gay and Bisexual Men and Transgender Persons by City.

	Chicago (n=320)		San Francisco (n=323)	
	Prevalence	95% CI	Prevalence	95% CI
Past 12 months				
Unprotected Insertive anal sex	0.240	.189-.294	0.274	.223-.325
Unprotected Receptive anal sex	0.258	.203-.315	0.249	.199-.302
Unprotected Insertive oral	0.498	.437-.572	0.495	.437-.554
Unprotected Receptive oral	0.466	.401-.535	0.490	.432-.553
Sex under influence alcohol	0.556	.494-.624	0.417	.356-.479
Sex under influence drugs	0.265	.209-.326	0.186	.136-.239
Past 2 months				
Unprotected Insertive anal sex	0.144	.101-.190	0.147	.104-.194
Unprotected Receptive anal sex	0.135	.095-.176	0.144	.102-.192
Sex under the influence of alcohol	0.414	.352-.480	0.270	.220-.323
Sex under the influence of drugs	0.202	.152-.258	0.186	.136-.239

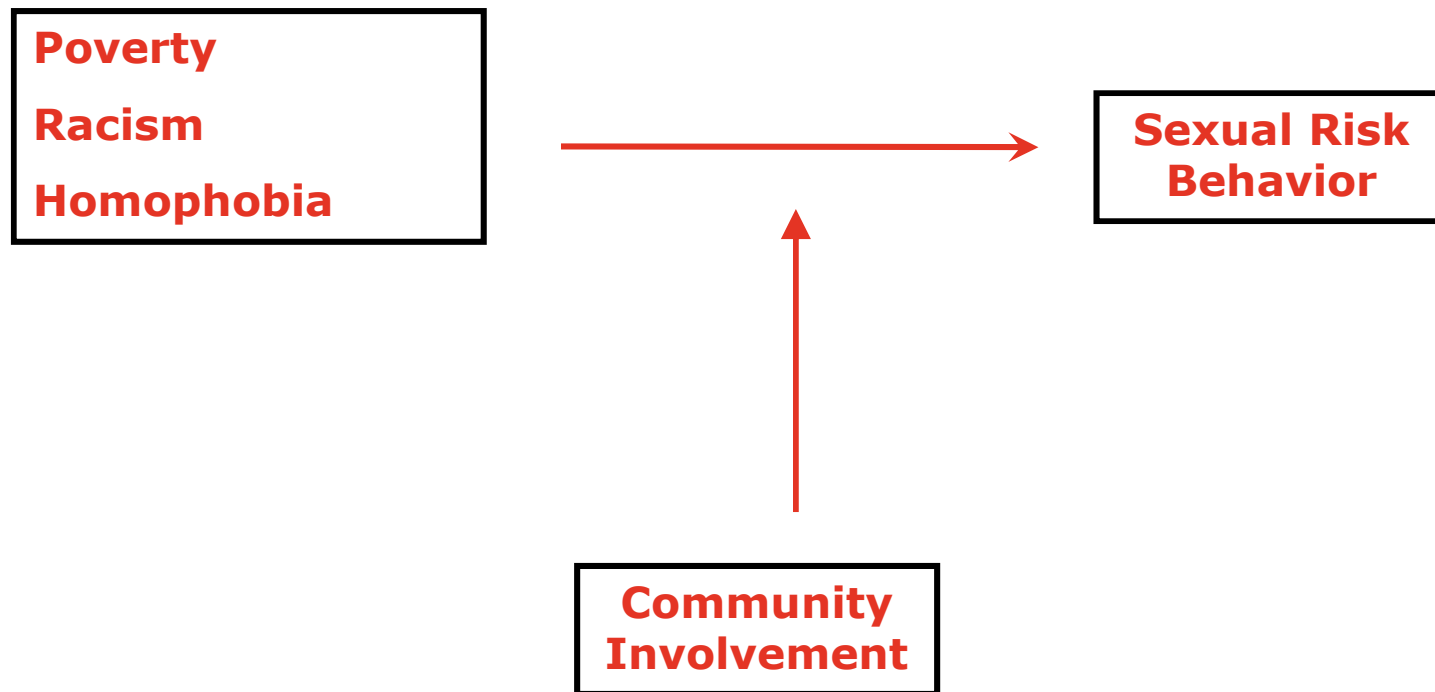


RDS Prevalance Estimates for HIV by Socio-demographic Variables and City Among Latino Gay and Bisexual Men and Transgender Persons.

	Chicago		San Francisco	
	Prevalence	95% CI	Prevalence	95% CI
Overall	0.112	.079-.163	0.325	.260-.393
Birthplace				
United States	0.082	.037-.152	0.395	.260-.529
Latin America /Caribbean	0.126	.079-.184	0.298	.237-.376
Age				
18-29	0.020	.002-.048	0.189	.078-.295
30-39	0.088	.051-.170	0.289	.210-.390
40-49	0.267	.095-.399	0.481	.344-.607
50-59	0.220	.100-.473	0.381	.191-.581
Sexual Identity				
Homosexual or Gay	0.127	.086-.192	0.401	.309-.480
Bisexual	0.062	.015-.122	0.175	.091-.271
Transgender	0.259	.080-.440	0.230	.122-.367

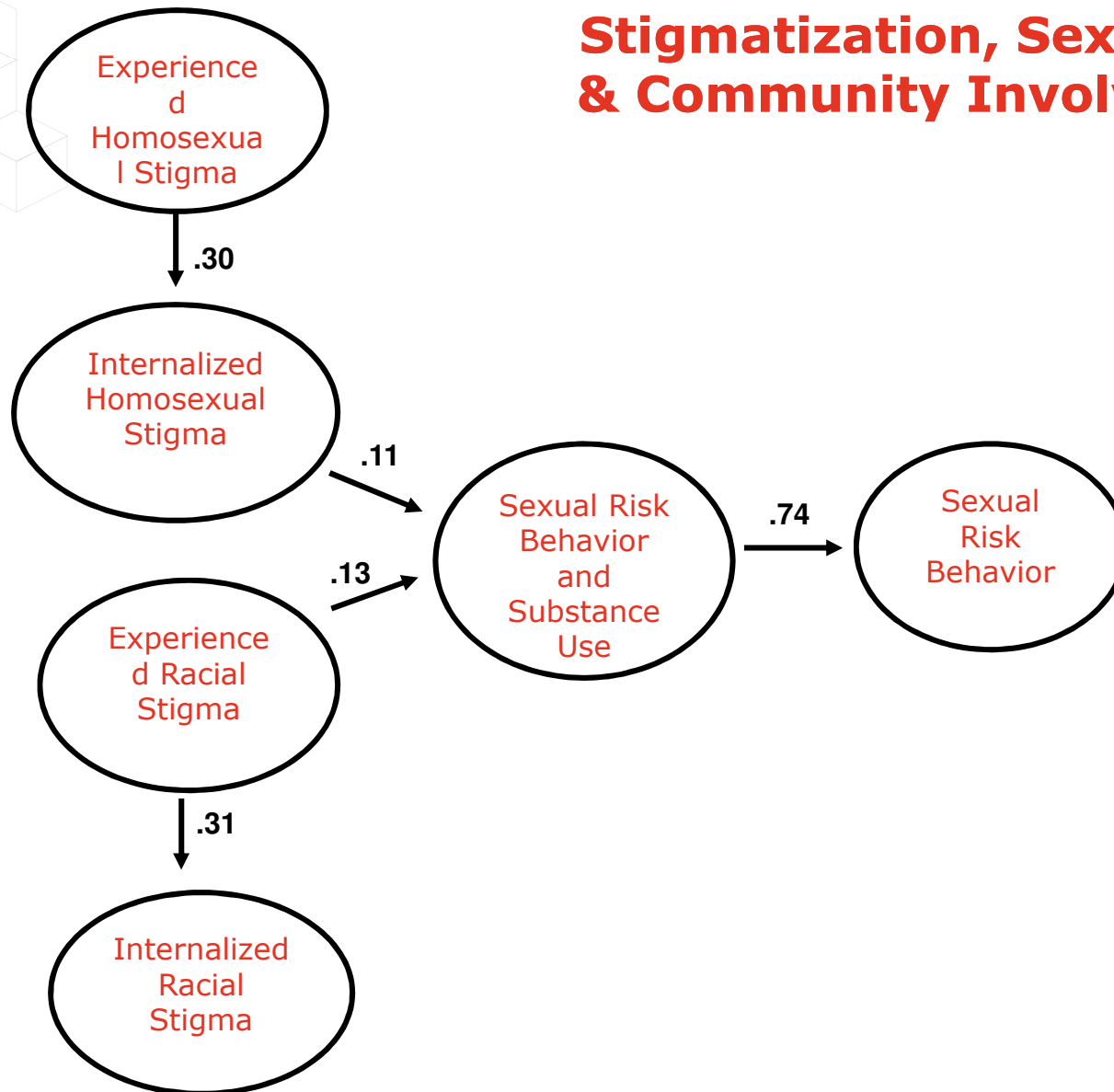


A Model of Stigma, Community Involvement and Sexual Risk.





Stigmatization, Sexual Risk & Community Involvement.





Prevalence of Suicidality

Recent Suicidal Ideation

National Sample: 3.3% (Kessler et al., 2005, NCS-R; 12-month)
Latino GBT **17%** (95% CI: 12%, 22%)

Lifetime Attempt

National Sample: 4.6% (Kessler et al., NCS, 1999)

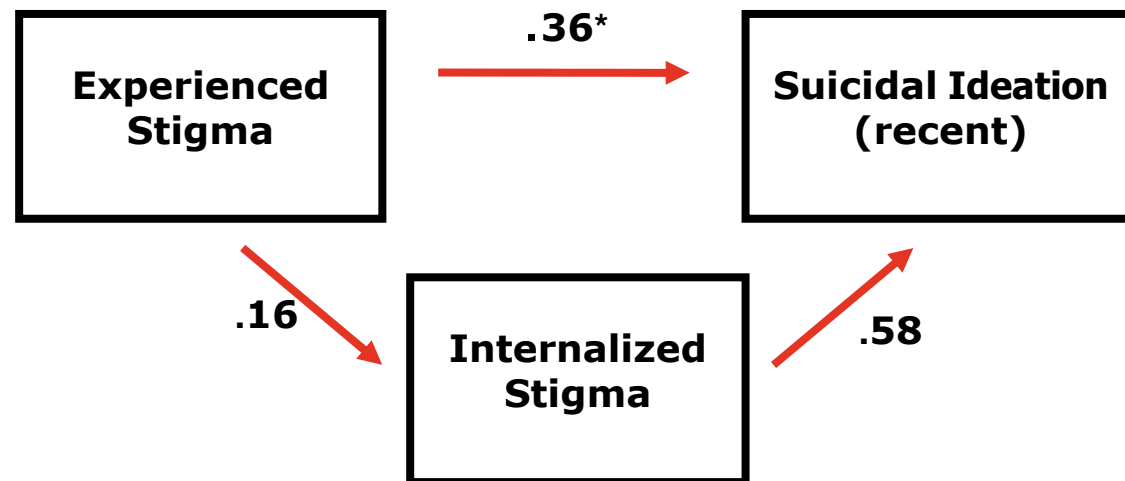
Urban Latino(a)s (LA): 3.2% (Sorenson & Golding, 1988)

Urban MSM (LA, SF, Chicago, NY): **12%** (Paul et al., 2002)

Latino GBT **27%** (95% CI: 24%, 31%)



Experienced, Internalized Stigma & Suicidality.



*Unstandardized coefficients.



Conclusion

- **Stigma as a Causal Factor.**
- **Social Psychology/ Individual and Society.**
- **Cultural and Institutional Change.**